


## LED Linear Light

TL-LL



### Features:

- LED linear lights for suspension, surface-mount & recessed installation
- Simple to install & replace
- Up to 80% energy saving
- Lower maintenance cost
- UV & IR free light
- CRI>80
- 100lm/W
- On-off & dimmable 1-10V versions available
- 3000K, 4000K OR 5000K
- Black or white housing color
- PF0.9
- IP20

### Applications:

- Schools
- Offices
- Commercial & retail stores
- Hotels
- Supermarkets
- Banks

**General Characteristics:**

PRODUCT CODE	POWER (W)	VOLTAGE	Lumen Output (lm)	CCT (K)	CRI	PRODUCT DIMENSION	TYPE
TL-LL40W	40W	110-240V/50-60Hz	4000	3000K-5000K	80	L1200xW40xH75mm	Surface-mount/Suspension
TL-LL40W	40W	110-240V/50-60Hz	4000	3000K-5000K	80	L1200xW40xH75mm	Recessed



Caution:

- Please read the contents on the box and label carefully before installation.
- Check if the specification e.g. voltage, current etc meet the requirements.
- Power must be cut off before installation, replacement and cleaning.
- Don't touch the luminaire while it is on or immediately after turning it off. Please wait 15 min. to cool down.

Remarks:

- Power consumption tolerance: +/- 10%
- Luminous flux & cd tolerance: +/-10%

\*Photos, descriptions and details of the product are subject to change without previous notice.


## LED Linear Light

TL-LL55





### Features:

- Elegant linear light, combining optical & mechanical design to achieve a soft & uniform light
- Reflector, opal & UGR
- Surface-mount, suspension & recessed installation
- Simple to install & replace
- Continuous row installation & linkable using connectors
- Up to 80% energy saving
- Lower maintenance cost
- UV & IR free light
- CRI>80 OR CRI>90
- 100lm/W, 120lm/W or 140lm/W
- On-off & dimmable versions available
- 24W, 40W, 48W
- Length of 1124mm or 1404mm
- 3000K, 4000K, 5700K
- White, grey or black housing color
- PF0.95
- IP20
- Screw free end cap
- Up lighting module optional
- CCT color switch also available



**Applications:**

- Schools
- Offices
- Commercial & retail stores
- Hotels
- Supermarkets
- Banks



**Caution:**

- Please read the contents on the box and label carefully before installation
- Check if the specification e.g. voltage, current etc meet the requirements
- Power must be cut off before installation, replacement and cleaning
- Don't touch the luminaire while it is on or immediately after turning it off. Please wait 15 min. to cool down

**Remarks:**

- Power consumption tolerance: +/- 10%
- Luminous flux & cd tolerance: +/-10%

\*Photos, descriptions and details of the product are subject to change without previous notice.