

Fixtures

- For GU10 & LED modules
- Downlight, pendant light or track light
- Tiltable & fixed downlight versions
- Without bulb/module
- IP20
- In white or black color




1A

105*25mm
Cut hole: 90-95mm
Die-cast aluminum



1B

100*110*39mm
Cut hole: 90-100mm
Die-cast aluminum




1

D92mm

Cut hole: 80mm

Aluminum



2

92x92mm

Cut hole: 80mm

Aluminum



3

185x100xH40mm

Cut hole: 70x90mm

Die-casting aluminum



4

D60xH185mm

Aluminum



5

D50xH300mm

1-meter wire

Aluminum




6

D103mm

Cut hole: 88mm

Die-casting aluminum




7

D110xH95mm

Cut hole: 98mm

Die-casting aluminum




8

D86mm

Cut hole: 80mm

Die-casting aluminum




9

D90mm

Cut hole: 70mm

Die-casting aluminum




10

D90xH115mm

Surface-Mount

Aluminum




11

100x100xH40mm

Cutting hole: 90x90mm

Die-casting aluminum




12

D85xH115mm

Surface-Mount

Aluminum




13

D95mm

Cutting hole: 80mm

Die-casting aluminum

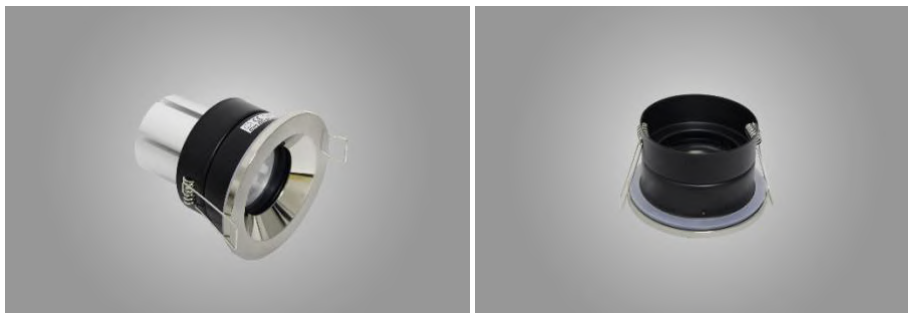


14

D83mm

Cutting hole: 68mm

Metal iron



15 & 16

D83mm

Ring for fixture #14

Die-casting or aluminum



17 & 18

D83mm

Ring for fixture #14

Die-casting or aluminum

